

Thank you for your downloading this freebie!

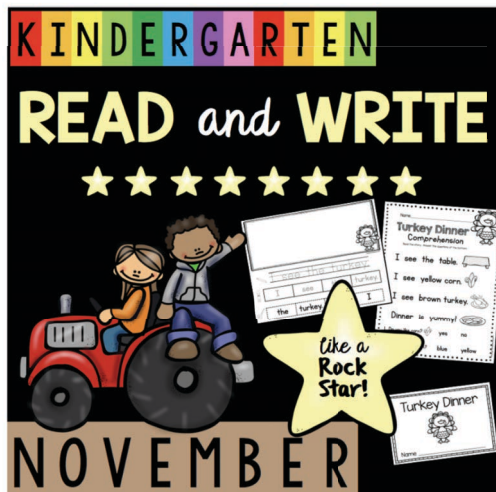
I hope you love this resource as much as we do.

This product is intended for individual or single classroom use only. Please do NOT file share or upload any part of this resource to the web.


All materials are Copyright 2016-2019 Keeping My Kiddo Busy, LLC All rights reserved.



Graphics and fonts thanks to:



LOVE THIS FREEBIE?



CLICK HERE

to grab the entire November Unit that comes with four weeks of reading and writing activities



Educational Activities for Toddlers - Primary Students



# KINDERGARTEN

## READ and WRITE



NOVEMBER

like a

Rock Star!

# Thank you!

I hope you and your students have so much fun becoming *reading* and *writing* rock stars with this pack!

There are packs available for every month! They increase in difficulty throughout the school year as your students' skills improve.

Students enjoy the routine of these activities and love the monthly themes to fit with the changing seasons.


There are so many ways to implement these activities... whole group, small group, homework or even in literacy centers.





# How to use this pack

Your students will read and write like a **rock star!**  
My students love the routine of these activities and their confidence grows each month.


Each monthly pack includes themed, high-interest reading and writing activities.  
The format stays the same so students know what is expected!  
The sentence structure and vocabulary starts very simple and increases in difficulty throughout the school year.



## MINI BOOKS





Use whole group or in a literacy center.  
Students can read their book, trace the sentences, color the pictures and answer the comprehension page at the back.




## CUT & PASTE SENTENCES

Students read the sentence and trace the words.  
Then they cut and paste the words to match and build the sentence correctly.  
Finally, students illustrate a picture to match!  
Flip the paper over and they write the sentence on their own two times.



## COMPREHENSION

Use whole group or in small groups.  
I read the passage, then we read it chorally together and finally students practice reading the passage on their own (or with a buddy.) We practice touching each word with our "magic reading finger" as we read.  
Then we read and answer the questions together.



# BUILD CONFIDENCE

so your students can  
*read* and *write*  
like rock stars!


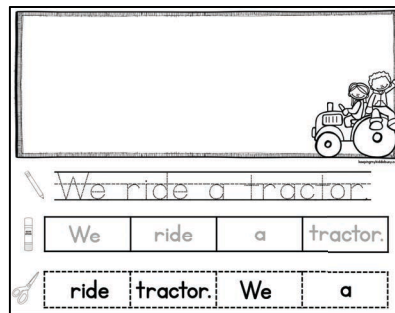


## COMPREHENSION


Four passages included each month (we do one each week.) The vocabulary and theme match the *sentence building worksheets* and *mini readers* to help students build confidence and fluency.

## SENTENCE BUILDING

Students trace the sentence and then cut/paste to build the sentence.



This helps with so many writing and CAP skills! Finally, students illustrate a picture to match. Flip over and students write the sentence two times on their own (copy these pages front to back.)



## MINI READERS



Your students will love these mini readers! The vocabulary matches the *sentence building* and *comprehension* pages too! Seeing the same words and pictures on three different activities helps build reading confidence quickly! These are perfect for a literacy center or in small groups. The last page has comprehension questions (optional.)

# I'm a Reading and Writing ROCK STAR!

Color the star when you complete the activity. Work hard to fill up your whole chart!

Name: \_\_\_\_\_

**I See Leaves**  
Comprehension

Read the story. Answer the questions at the bottom.

I see a green leaf.  
I see a brown leaf.  
I see a yellow leaf.

The leaves fall. fly fall jump

1. What do the leaves do? fly fall jump  
2. Color the leaves the correct color.

I see the leaves.

I see the leaves.

leaves. the I see

I See Leaves

Name \_\_\_\_\_

Name: \_\_\_\_\_

**Turkey Dinner**  
Comprehension

Read the story. Answer the questions at the bottom.

I see the table.  
I see yellow corn.  
I see brown turkey.

Dinner is yummy!

1. Do you like corn? yes no  
2. What color is corn? blue yellow

I see the turkey.

I see the turkey.

the turkey see I

Turkey Dinner

Name \_\_\_\_\_

Name: \_\_\_\_\_

**Fall is Fun!**  
Comprehension

Read the story. Answer the questions at the bottom.

I play in hay.  
I play in corn.  
I play on the slide.

We ride a tractor.

1. Color the activities they do in the story.  
2. Cross off what they do NOT do.

We ride a tractor.

We ride a tractor.

ride Tractor. We a

Fall is Fun!

Name \_\_\_\_\_

Name: \_\_\_\_\_

**Thanksgiving**  
Comprehension

Read the story. Answer the questions at the bottom.

We play games.  
We go for a walk.  
We watch a movie.  
We eat dinner.

1. What did the family do first?

We eat a yummy dinner.

We eat a yummy dinner.

eat dinner. We a yummy


Thanksgiving

Name \_\_\_\_\_

Name \_\_\_\_\_

NOVEMBER

Name \_\_\_\_\_

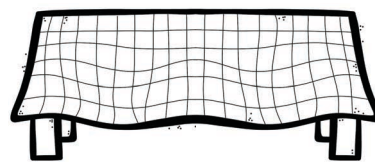


# Turkey Dinner


## Comprehension

Read the story. Answer the questions at the bottom.

I see the table.



I see yellow corn.



I see brown turkey.




Dinner is yummy!



1. Do you like corn?       yes      no

2. What color is corn?      blue      yellow



keepingmykiddobusy.com

I see the turkey.



I	see	the	turkey.
---	-----	-----	---------



the	turkey.	see	I
-----	---------	-----	---



Name \_\_\_\_\_

# Write it on your own!

Write the sentence on your own two times.

\_\_\_\_\_

\_\_\_\_\_

\_\_\_\_\_

\_\_\_\_\_

\_\_\_\_\_

\_\_\_\_\_

\_\_\_\_\_

\_\_\_\_\_

\_\_\_\_\_


\_\_\_\_\_

Start with a CAPITAL


Lowercase letters

Use finger spaces

End with punctuation . ! ?




# Turkey Dinner

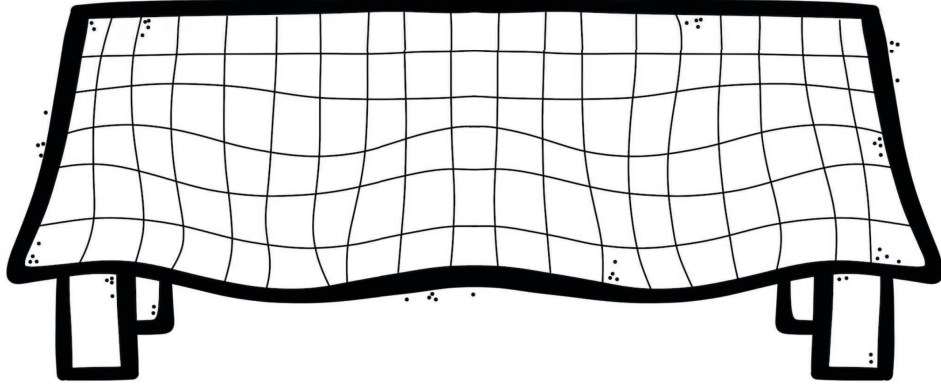


Name \_\_\_\_\_

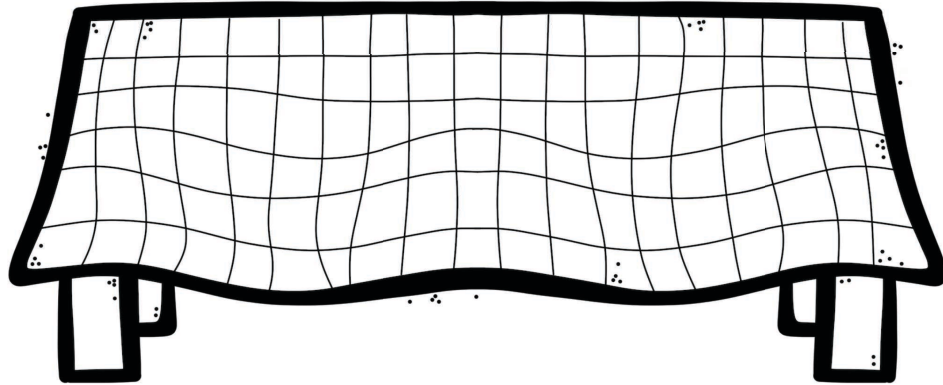
# Turkey Dinner




Name \_\_\_\_\_




I see the table.




I see the table.




I see yellow corn.



I see yellow corn.



I see brown turkey.



I see brown turkey.



Dinner is yummy!




Dinner is yummy!

I see a

\_\_\_\_\_ ●

I see a

\_\_\_\_\_ ●



# NOVEMBER



## FREE NOVEMBER MINI BOOK + PHONICS



[CLICK HERE](#)

to print these freebies!


## FREE READ ALOUD ACTIVITIES



This adorable read aloud story helps Turkey disguise himself so he doesn't get eaten this Thanksgiving!

[CLICK HERE](#)

to print these freebies!



## FREE LABEL THE PILGRIM

[CLICK HERE](#)

to print this labeling freebie!

