

Name _____



Counting & Cardinality

MY Kindergarten Standards Checklist

THESE ARE THE SKILLS WE WILL BE LEARNING!

- Count to 100 by tens and ones - **K.CC.A.1**
- Count forward from any number (instead of starting at one) - **K.CC.A.2**
- Write numbers 0-20 - **K.CC.A.3**
- Count in order and point to one object for each number (1:1 correspondence) - **K.CC.A.4.A**
- Count the correct number of objects in a line or any grouping - **K.CC.A.4.B**
- Understand that each number I count is one bigger than the previous number- **K.CC.A.4.C**
- Count any number of objects (1-20) - **K.CC.B.5**
- Tell which group has more and which has less - **K.CC.C.6**
- Tell which number is more and which is less (1-10) - **K.CC.C.7**


Name _____

Counting and Cardinality




PRE-TEST #1

Numbers 0-10




© Keeping My Kiddo Busy LLC 2017 keepingmykiddobusy.com


Count how many.
Write the answer on the line.




Count how many fish.
Write the answer on the line.



Count how many.
Write the answer on the line.



Count how many.
Write the answer on the line.



Fill in the missing numbers that come
before and after.

_____, 4, ____

_____, 8, ____

Finish counting on.
Fill in the missing numbers.

3, _____, _____

5, _____, _____


Name _____

Counting and Cardinality




PRE-TEST #1

Numbers 0-10

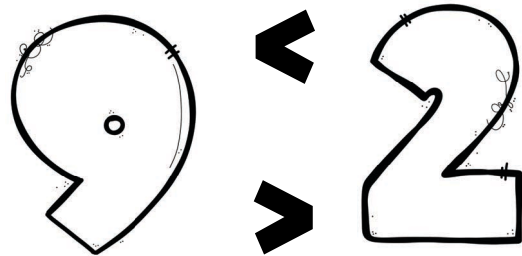


© Keeping My Kiddo Busy LLC 2017 keepingmykiddobusy.com

Count how many lady bugs.
Circle the leaf that has MORE.



Circle the < or > sign to show which
number is more and which is less.



Write numbers 1-10.

Draw 6 circles.

For teacher use. Student can orally:


Count to 100 by 1's

YES NO _____
stopped at

Count to 100 by 10's


YES NO _____
stopped at

Name _____




COUNT How Many

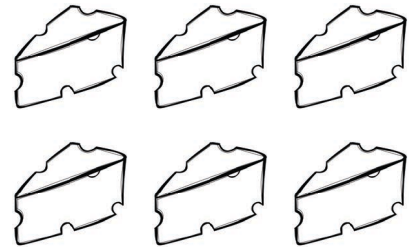
Count how many objects are in each box.
Color the correct number.




4 5 6



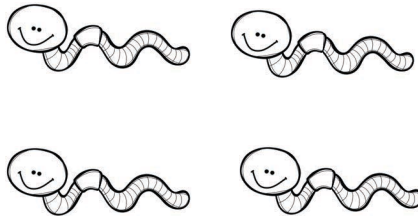
4 5 6




4 5 6




4 5 6




4 5 6




4 5 6



4 5 6



4 5 6



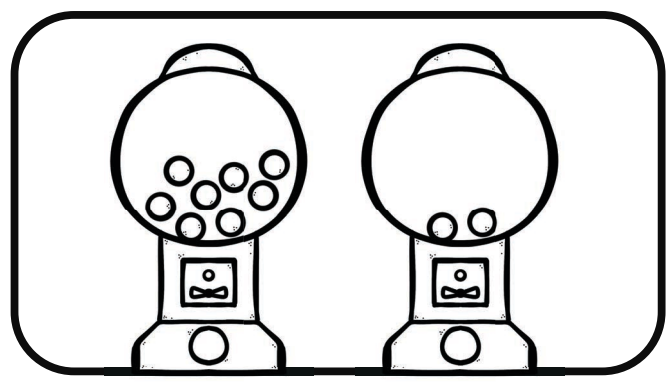
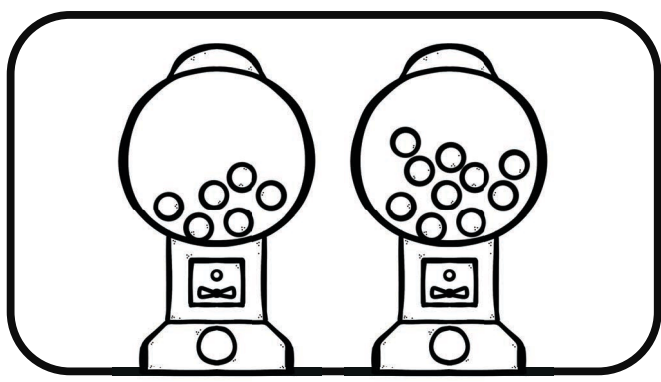

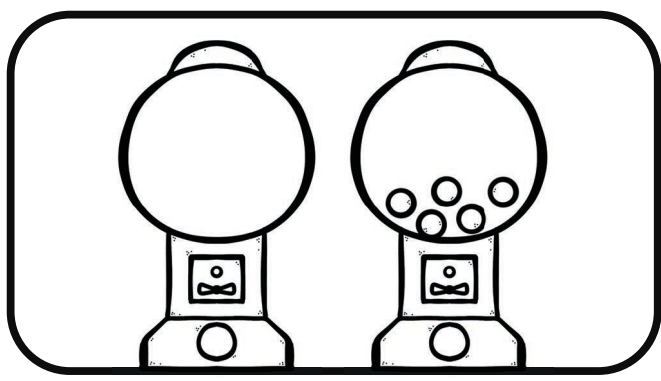

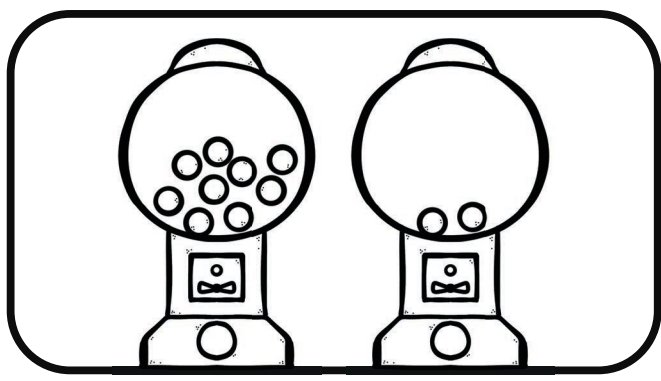
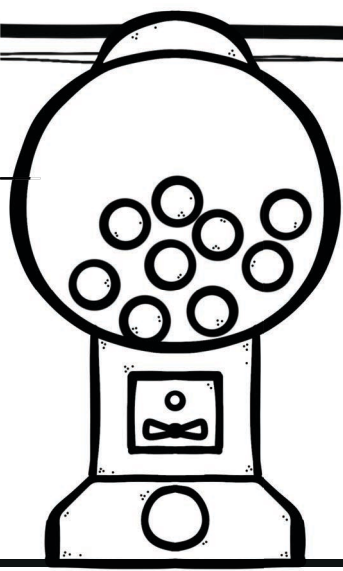
4 5 6

Name _____

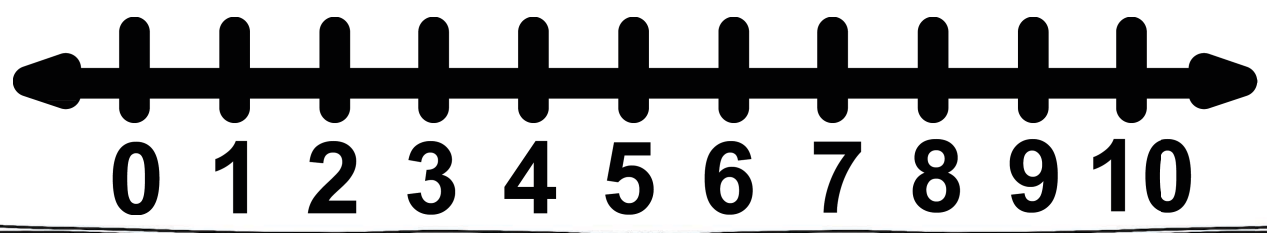
GUM BALL

More & Less

Color the machine that has MORE gum balls



©Keeping My Kiddo Busy, LLC 2017-2020 keepingmykiddobusy.com All Rights Reserved



Name _____

Counting On

Trace the numbers. Cut & paste the missing numbers.



5	6		8
---	---	--	---

7		9	10
---	--	---	----

3	4		6
---	---	--	---

2		4	5
---	--	---	---

	7	8	9
--	---	---	---


8
7
6
5
3

KINDERGARTEN Math

I hope you love this resource as much as we do.

This product is intended for individual or single classroom use only.
Please do NOT file share or upload any part of this resource to the web.

All materials are Copyright 2017-2020 Keeping My Kiddo Busy, LLC
All rights reserved.



GRAPHICS AND FONTS THANKS TO



DID YOU LOVE THIS FREEBIE?

COUNTING and CARDINALITY

"Just what I've been looking for!! I love the pre and post test and how well it's organized by standard. Can't wait to get started!"

"An excellent resource!"

"It's AWESOME!!! So helpful for a first year kindergarten class."

CLICK HERE

to grab the entire
Counting and Cardinality Unit

"I finally had to come back to get this unit to complete my collection of your Kindergarten Math Units. These pages are so much more appealing to my students and it covers skills at a pace that is much better for my students than our current math curriculum. I love how standard aligned it is, covering skills that my curriculum doesn't even cover well! Thank you!!"

"Wow!! This is such an awesome resource for my Kdg. class! I have used this for whole group/guided math/AND centers. Well worth the purchase!"

